

Metallized Polyester Film Capacitors CL21X



Characteristics

- Metallized polyester film dielectric
- Non-inductive winding structure
- Epoxy resin encapsulation
- Spot welding of lead wire to electrode directly
- Small size and light weight

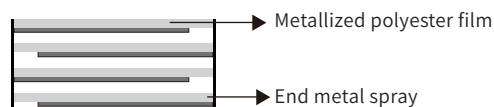
Application

- Used in Bypass, Straight, Coupling, Pulse, Timing Circuits, etc.

Technical Data

• Reference Standards	GB/T 7332(IEC 60384-2)		
• Climate Category	40/85/21		
• Operating Temperature Range	-40°C~85°C Tmax105°C		
• Rated Voltage	100VDC、250VDC、400VDC、630VDC		
• Capacitance Range	0.01μF~10 μF		
• Capacity Tolerance	±5%(J); ±10%(K); ±20% (M)		
• Withstand Voltage	V _{It} :1.6UN 5S (at20±5°C)		
• Dissipation Factor	tgδ≤0.0100 (20°C, 1KHz)		
	tgδ≤0.0150 (20°C, 10KHz)		
• Insulation Resistance(at20°C 100VDC 1Min)	C≤0.33μF R≥30000MΩ(at20°C 100VDC 1Min)		
	C>0.33 μF RCN≥10000S (at20°C 100VDC 1Min)		
• Maximum Pulse Rise Time(dV/dt)	U _N (V)	dv/dt(V/μS)	
		P=5.0mm	P=7.5mm
	50VDC	30	20
	63VDC	30	20
100VDC	40	25	


Construction Diagram



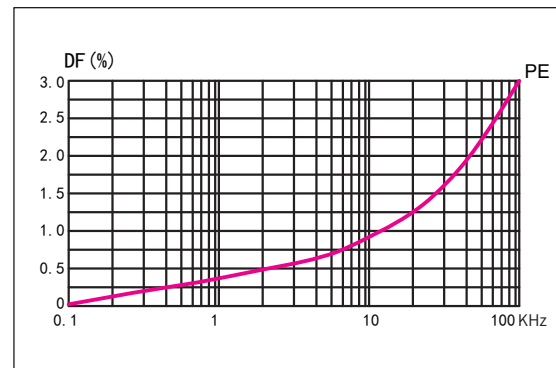
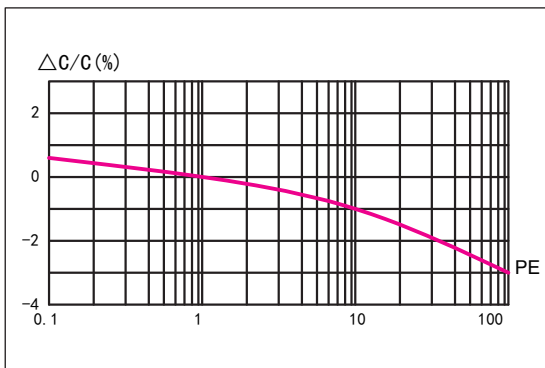
CL21X

Metallized Polyester Film Capacitors

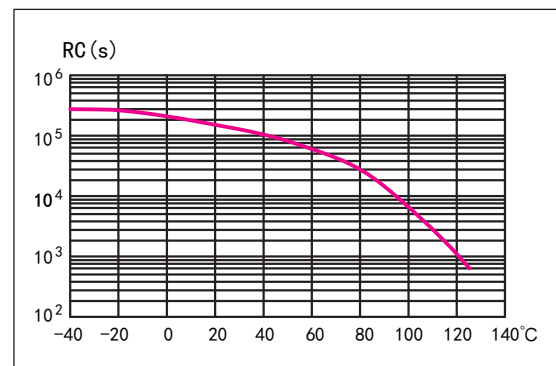
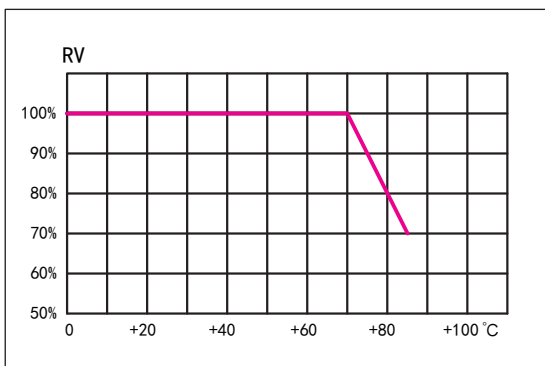
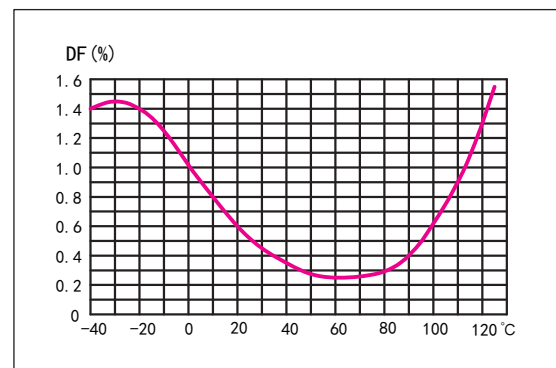
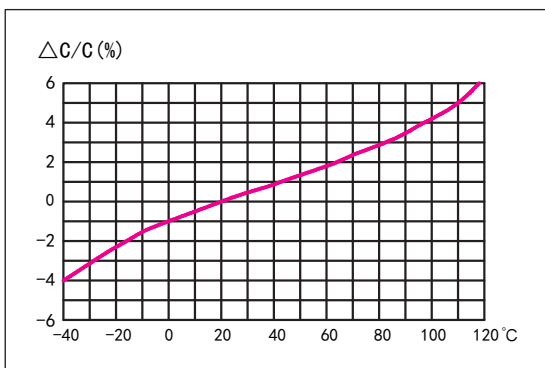
Product Shape



Temperature Characteristics



Frequency Characteristics



Article Table

Capacity (μ F)	Rated Voltage (V) 63V (100V)								
	L(W) (max)	T (max)	H(max)		F	S	ϕ d	Quantity	
			Type1	Type2	Type1	Type2		Ammo	Reel
0.0010	7.2	3.6	6.5	9.5	5.0	5.0	0.5	1000	2500
0.0012	7.2	3.6	6.5	9.5	5.0	5.0	0.5	1000	2500
0.0015	7.2	3.6	6.5	9.5	5.0	5.0	0.5	1000	2500
0.0018	7.2	3.6	6.5	9.5	5.0	5.0	0.5	1000	2500
0.0022	7.2	3.6	6.5	9.5	5.0	5.0	0.5	1000	2500
0.0027	7.2	3.6	6.5	9.5	5.0	5.0	0.5	1000	2500
0.0033	7.2	3.6	6.5	9.5	5.0	5.0	0.5	1000	2500
0.0039	7.2	3.6	6.5	9.5	5.0	5.0	0.5	1000	2500
0.0047	7.2	3.6	6.5	9.5	5.0	5.0	0.5	1000	2500
0.0056	7.2	3.6	6.5	9.5	5.0	5.0	0.5	1000	2500
0.0068	7.2	3.6	6.5	9.5	5.0	5.0	0.5	1000	2500
0.0082	7.2	3.6	6.5	9.5	5.0	5.0	0.5	1000	2500
0.0100	7.2	3.6	6.5	9.5	5.0	5.0	0.5	1000	2500
0.0120	7.2	3.6	6.5	9.5	5.0	5.0	0.5	1000	2500
0.0150	7.2	3.6	6.5	9.5	5.0	5.0	0.5	1000	2500
0.0180	7.2	3.6	6.5	9.5	5.0	5.0	0.5	1000	2500
0.0220	7.2	3.6	6.5	9.5	5.0	5.0	0.5	1000	2500
0.0270	7.2	3.6	6.5	9.5	5.0	5.0	0.5	1000	2500
0.0330	7.2	3.6	6.5	9.5	5.0	5.0	0.5	1000	2500
0.0390	7.2	3.6	6.5	9.5	5.0	5.0	0.5	1000	2500
0.0470	7.2	3.6	6.5	9.5	5.0	5.0	0.5	1000	2500
0.0560	7.2	3.6	6.5	9.5	5.0	5.0	0.5	1000	2500
0.0680	7.2	3.6	6.5	9.5	5.0	5.0	0.5	1000	2500
0.0820	7.2	3.6	6.5	9.5	5.0	5.0	0.5	1000	2500
0.1000	7.2	3.6	6.5	9.5	5.0	5.0	0.5	1000	2500
0.1200	7.5	4.0	6.5	9.5	5.0	5.0	0.5	1000	2500
0.1500	7.5	4.3	7.0	10.0	5.0	5.0	0.5	1000	2500
0.1800	7.5	4.3	7.0	10.0	5.0	5.0	0.5	1000	2500
0.2200	7.5	4.3	7.0	10.0	7.5	5.0	0.5	1000	2000
0.2700	7.5	4.5	8.0	10.5	7.5	5.0	0.5	500	2000
0.3300	7.5	4.5	8.5	11.5	7.5	5.0	0.5	500	2000
0.3900	7.5	4.5	8.5	12.0	7.5	5.0	0.5	500	2000
0.4700	7.5	5.0	9.0	12.0	7.5	5.0	0.5	500	2000
0.5600	7.5	5.5	9.0	13.0	7.5	5.0	0.5	500	1500
0.6800	7.5	5.7	9.5	13.0	7.5	5.0	0.5	500	1500
0.8200	7.5	6.5	11.0	13.5	7.5	5.0	0.5	500	1500
1.0000	7.5	7.0	13.0	14.0	7.5	5.0	0.5	500	1500

The above table / graphics are for reference only, subject to the actual product (unit: mm)